

DO NOT SCALE

IF IN DOUBT, ASK!

REVISIONS

ZONE	REV.	DESCRIPTION	DATE	APPROVED

NOTES:

1. COMPATIBLE WITH S1500L E-STACK.
2. DO NOT LIFT BY LOUVRE BLADES.

TOLERANCES EXCEPT WHERE OTHERWISE STATED

X	±	0.5MM
X.XX	±	0.05MM
ANGLES	±	0.5°

SURFACE TEXTURE TO BE 1.6 UMRA OR BETTER

DE-BURR ALL SHARP EDGES AND HOLES
ITEM MUST BE FREE FROM SCRATCHES, DENTS AND OTHER BLEMISHES.

DIMENSIONS IN MILLIMETRES



UNIT 3A, THE SHADE, SOHAM, CB7 5HF
T: 01223 450060 F: 01223 450061
WWW.BREATHINGBUILDINGS.COM

TITLE:

S1500L PENTHOUSE LOUVRE ROOF
TERMINAL (BBL)

DRAWING NO:

1408_9101

MATERIAL: ALUMINIUM

FINISH: MILL (STD) OR POWDER COAT

REV DRAWN DATE CHK'D DATE

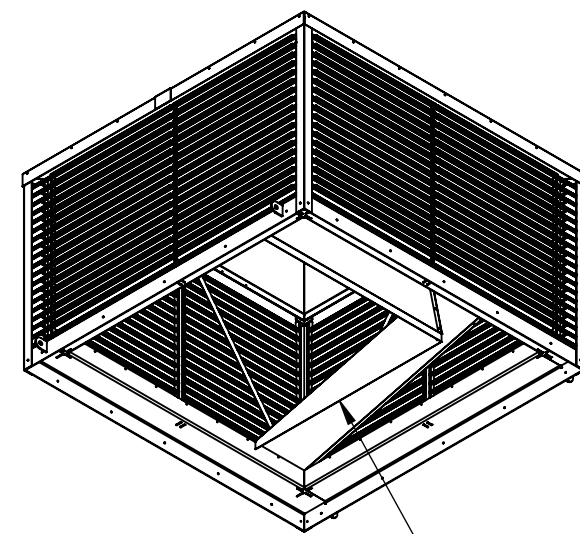
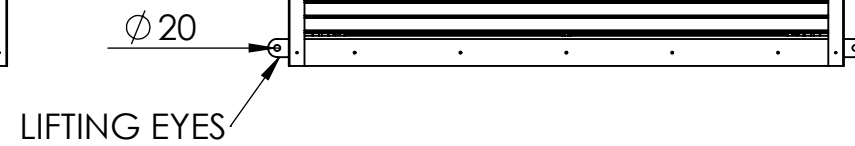
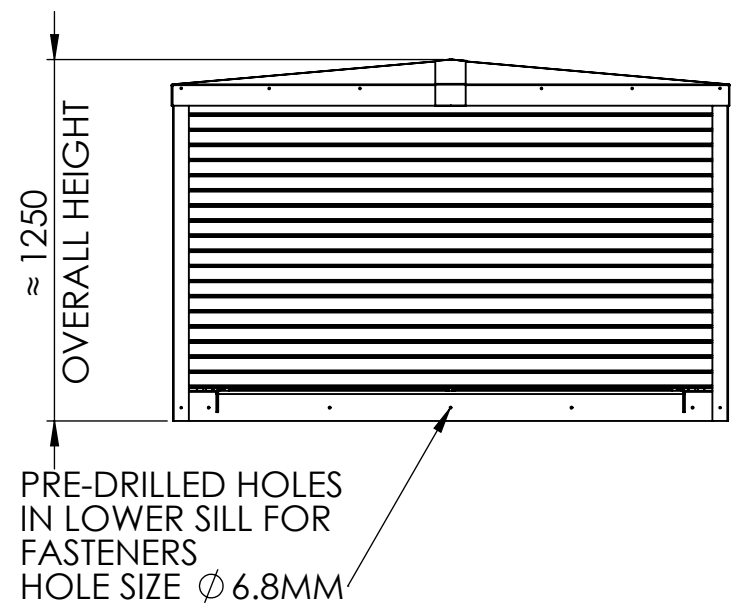
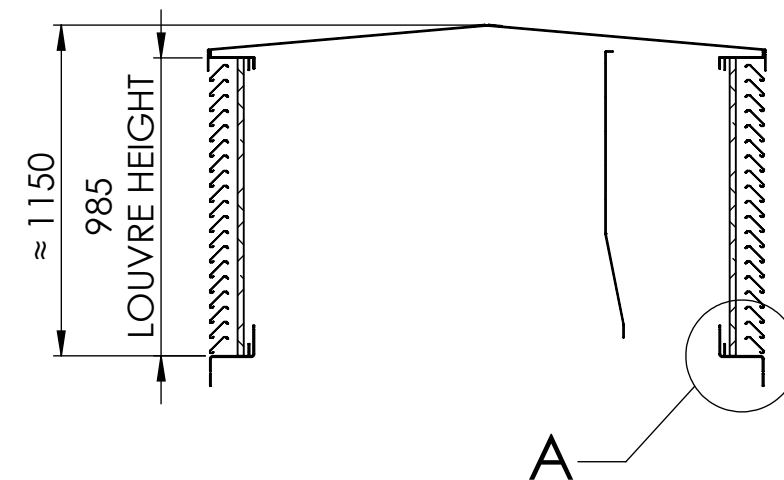
CC 06/07/2015

SCALE 1:25

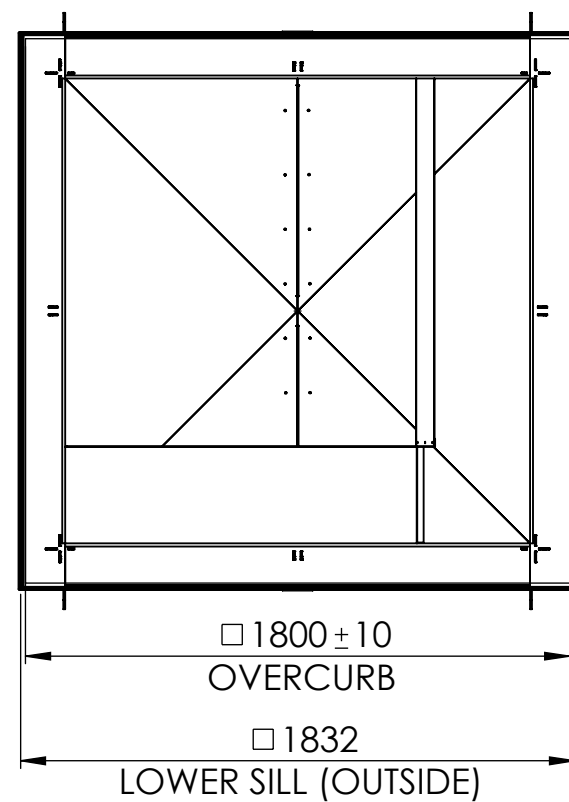
A3

SHEET 1 OF 1

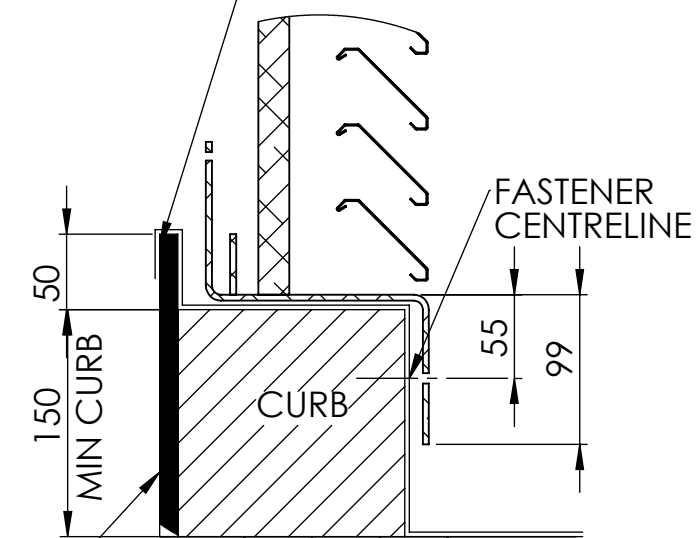
CROSS SECTION VIEW



INTEGRAL
"L" DIVIDER



ROOF WATERPROOF
SINGLE PLY. MEMBRANE
TYP. SARNAFIL G410 OR
SIMILAR, BONDED TO
UP-STAND
(BY OTHERS)



DETAIL A
SCALE 1 : 5

50MM WEATHER LIP,
TYP. 12MM MARINE
PLYWOOD OR SIMILAR,
FIXED TO INNER SHAFT
(BY OTHERS)

UPSTAND MATERIAL	FASTENER TYPE
CONCRETE	M6 STAINLESS STEEL RESIN ANCHOR
TIMBER	M6 STAINLESS STEEL BOLT OR 5MM DIA SCREW
STEEL	5MM DIA STAINLESS STEEL SELF-TAPPING SCREW
MASONARY	NOT RECOMMENDED