

DO NOT SCALE

IF IN DOUBT, ASK!

REVISIONS

REV.	DESCRIPTION	DATE	DRAWN
1	FIRST ISSUE	27/10/2014	CC
2	MINOR UPDATE	29/09/2015	CC

NOTES:

1. UNIT FINISHED IN GALVANISED AS STANDARD. RAL COLOURS AVAILABLE ON REQUEST AT ADDITIONAL COST.
2. MIXED AIR DELIVERY SUPPLY THROUGH SIDE "B" AS DEFAULT (SEE DIAGRAM "A" FOR HANDING'S). TO BE CONFIRMED BY CUSTOMER AT ORDER STAGE.
3. UNIT SUPPLIED WITH 4 NO. MOUNTING BRACKETS. UNIT SHOWN WITHOUT GRILLES. GRILLES AVAILABLE ON REQUEST AT ADDITIONAL COST.
4. IF UNIT IS POSITIONED LESS THAN 2.7m ABOVE GROUND, "FINGER GUARD" GRILLES MUST BE SPECIFIED.
5. WEIGHT APPROX. 40KG (EXCLUDING PALLET AND GRILLES).
6. ACCESS MUST BE PROVIDED TO CONTROL BOX, MINIMUM 600X600 ACCESS HATCH.

TOLERANCES EXCEPT WHERE OTHERWISE STATED

X	±	0.5MM
X.XX	±	0.05MM
ANGLES	±	0.5°

SURFACE TEXTURE TO BE 1.6 UMRA OR BETTER

DE-BURR ALL SHARP EDGES AND HOLES. ITEM MUST BE FREE FROM SCRATCHES, DENTS AND OTHER BLEMISHES.

DIMENSIONS IN MILLIMETRES



15 STURTON STREET, CAMBRIDGE, CB1 2SN
T: 01223 450060 F: 01223 450061
WWW.BREATHINGBUILDINGS.COM

TITLE:

E-STACK: F1000 (WITHOUT INTEGRAL DAMPER) VERSION 1

DRAWING NO:

1410_9001_02

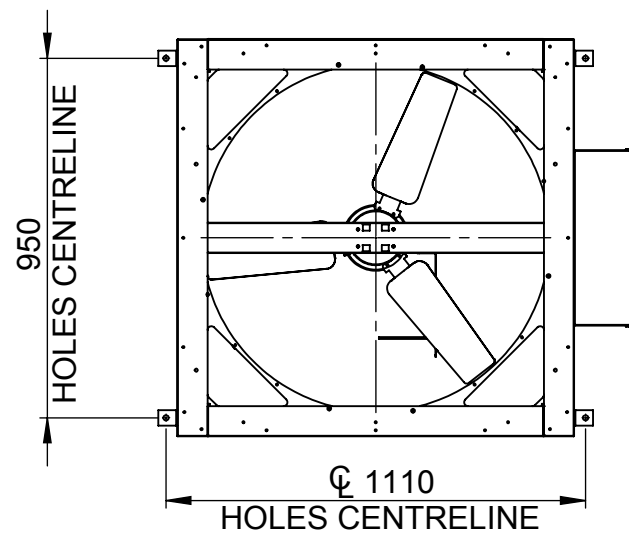
MATERIAL: MILD STEEL

FINISH: GALV. OR POWDER COAT ZINTEC

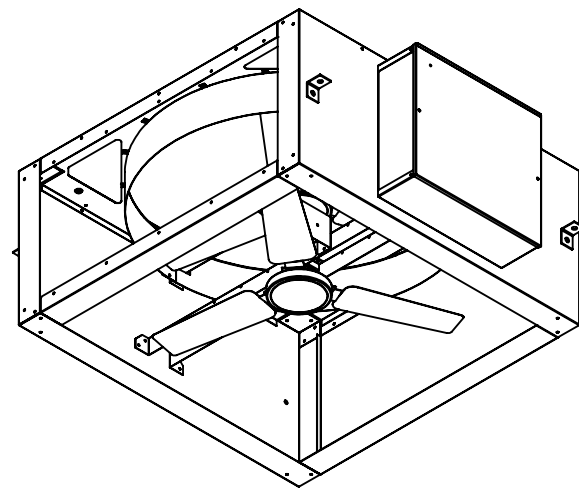
REV	DRAWN	DATE	CHK'D	DATE
2	CC	29/09/2015		

SCALE 1:20 A3 SHEET 1 OF 2

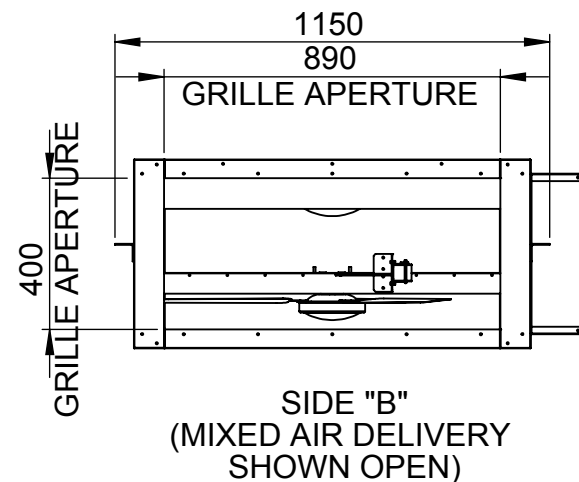
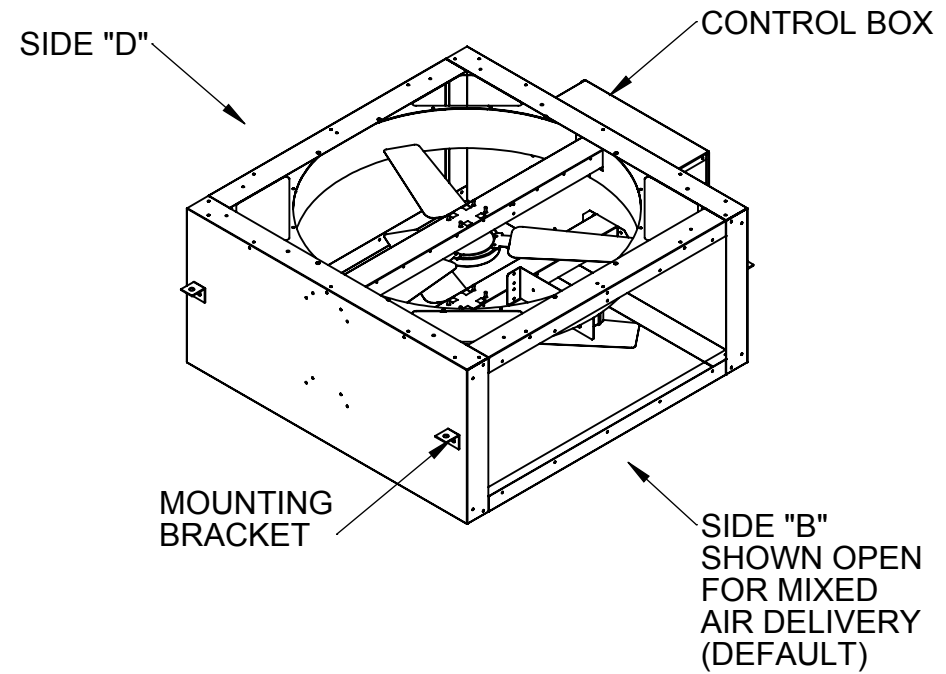
PLAN VIEW



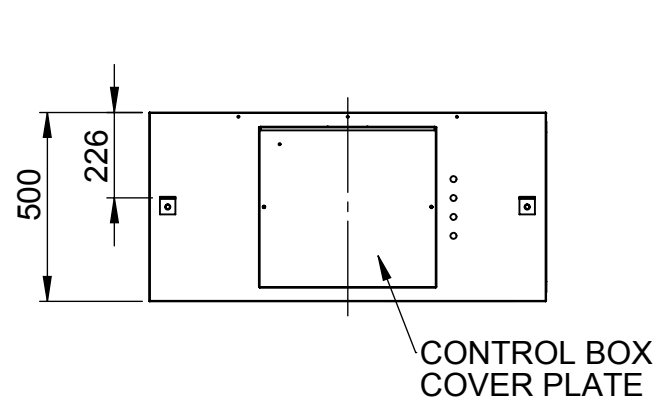
REVERSE ISOMETRIC



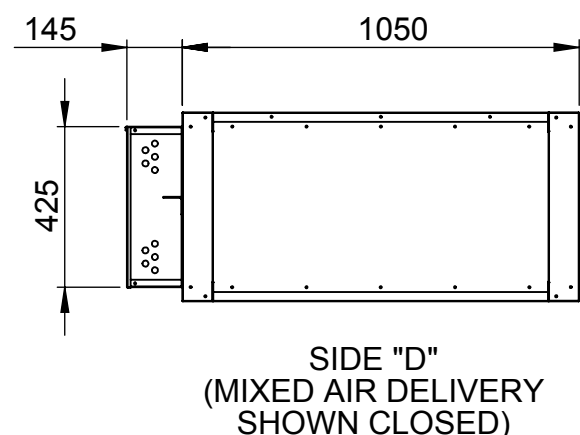
ISOMETRIC



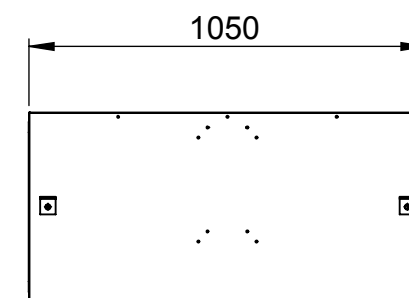
SIDE "B"
(MIXED AIR DELIVERY SHOWN OPEN)



CONTROL BOX COVER PLATE



SIDE "D"
(MIXED AIR DELIVERY SHOWN CLOSED)

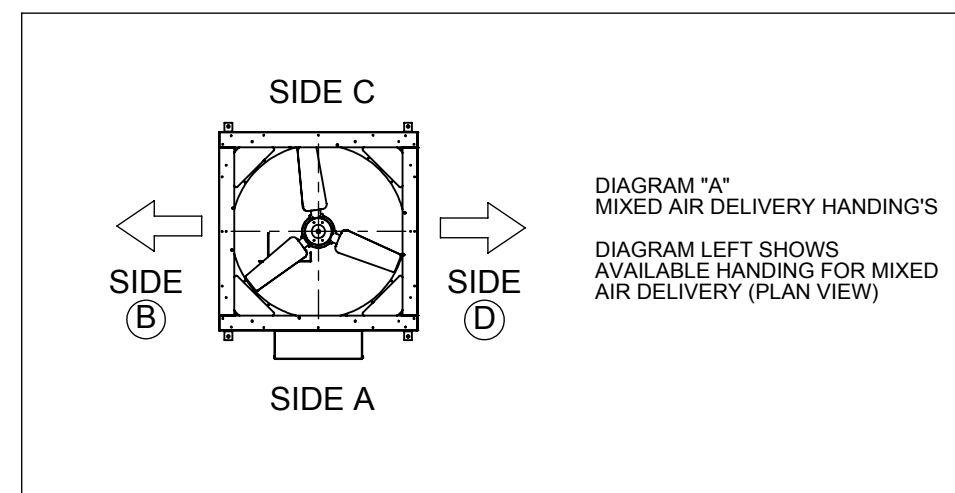


C

D



UNDERSIDE VIEW



E

F

1

2

3

4

5

6

7

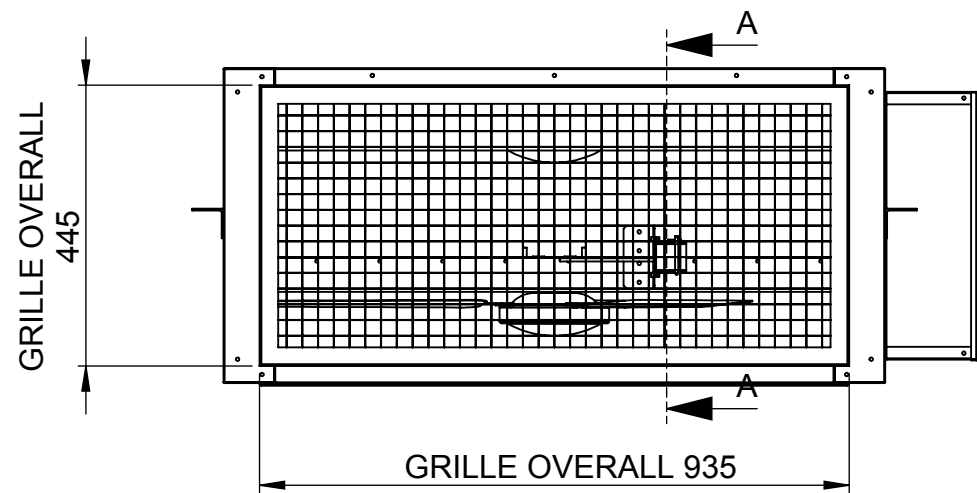
DO NOT SCALE

IF IN DOUBT, ASK!

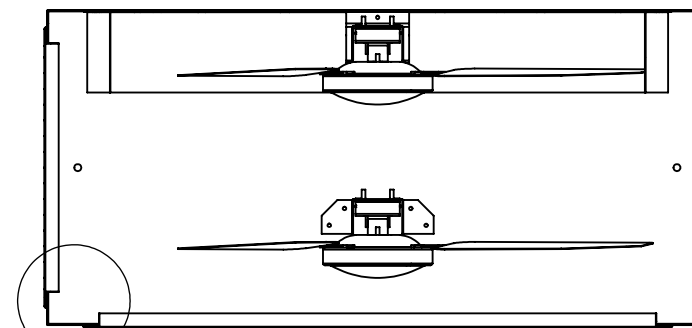
REVISIONS

REV.	DESCRIPTION	DATE	APPROVED
-	See Sheet1	-	-

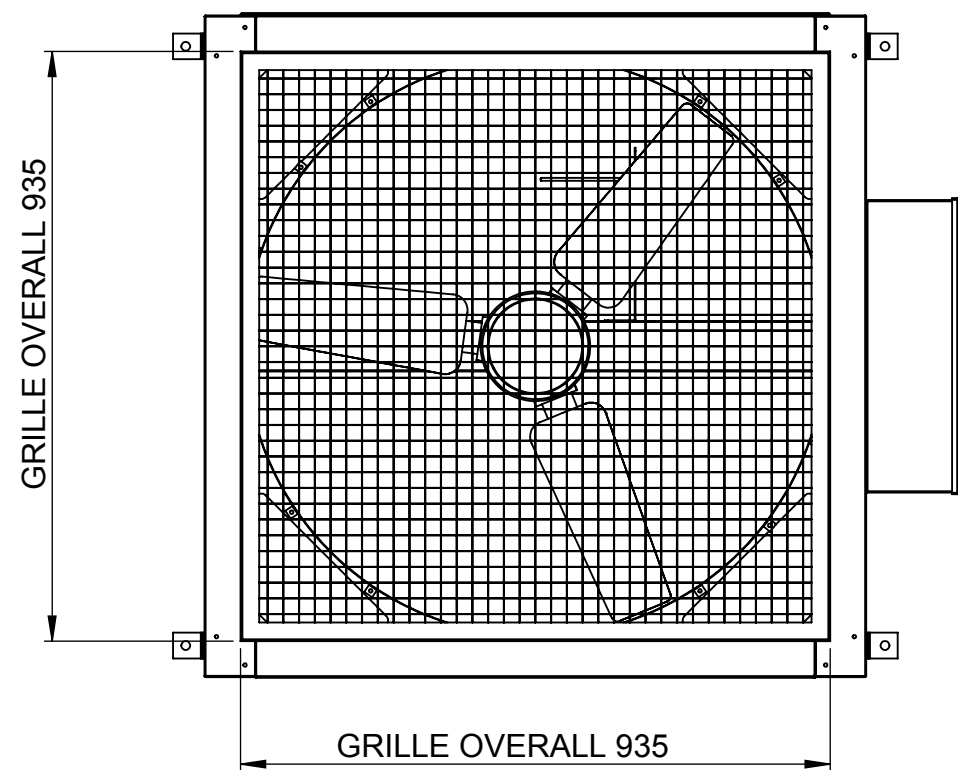
SIDE
(SHOWN WITH EGG CRATE GRILLE)



SECTION A-A



UNDERSIDE
(SHOWN WITH EGG CRATE GRILLE)



GRILLE CORE

GRILLE FRAME

FASTENER CENTRELINE

USE SUITABLE COUNTERSUNK SELF-DRILLING SCREWS THROUGH PRE-DRILLED COUNTERSUNK HOLES IN GRILLE FRAME. TYP. STAINLESS STEEL NO. 8 X 19MM MAX.

DETAIL A
SCALE 1 : 2

GRILLE FIXINGS

TOLERANCES EXCEPT WHERE OTHERWISE STATED
 X ± 0.5MM
 X.XX ± 0.05MM
 ANGLES ± 0.5°

SURFACE TEXTURE TO BE 1.6 UMRA OR BETTER

DE-BURR ALL SHARP EDGES AND HOLES. ITEM MUST BE FREE FROM SCRATCHES, DENTS AND OTHER BLEMISHES.

DIMENSIONS IN MILLIMETRES



15 STURTON STREET, CAMBRIDGE, CB1 2SN
 T: 01223 450060 F: 01223 450061
 WWW.BREATHINGBUILDINGS.COM

TITLE:
 E-STACK: F1000 (WITHOUT INTEGRAL DAMPER) VERSION 1

DRAWING NO:
 1410_9001_02

MATERIAL: MILD STEEL

FINISH:
 GALV. OR POWDER COAT ZINTEC

REV	DRAWN	DATE	CHK'D	DATE
2	CC	29/09/2015		

SCALE 1:12 A3 SHEET 2 OF 2

GRILLE DIMENSIONS		
LOCATION	QTY (PER UNIT)	APERTURE
SIDE	1	890X400
UNDERSIDE	1	890X890

HEIGHT FROM FINISHED FLOOR LEVEL TO UNDERSIDE OF E-STACK	TYPE	OPEN AREA
>2.7M	EGG CRATE	12MM
<2.7M	FINGER GUARD	<8MM